

The R2 Digital Library User Guide



R2Library.com



Rittenhouse.com

Rittenhouse
BOOK DISTRIBUTORS

DISTRIBUTING THE LEADING SCIENTIFIC, TECHNICAL AND MEDICAL PUBLISHERS

The R2 Digital Library User Guide

WELCOME TO THE R2 DIGITAL LIBRARY

The R2 Digital Library is market-leading eBook platform for health science collections featuring a comprehensive selection of medical, nursing and allied health eBooks with an intuitive interface optimized for your library.

With thousands of eBooks from more than fifty STM publishers, the R2 Digital Library offers one of the most comprehensive and specialized selections of health science eBooks for institutional use. With an extensive selection of Doody's Core Titles and DCT Essential Purchases, the R2 Digital Library ensures your library has access to the most trusted resources available.

Enhanced search features, a vast image library and integrated tools enrich the R2 Digital Library eBook experience.

Stop Searching. Start Finding.

This R2 Digital Library User Guide will help you optimize your experience with the application.

The screenshot shows the R2 Digital Library homepage. At the top, there is a navigation bar with the R2 logo, a search bar, and a login section. Below the navigation bar, a large banner reads "Welcome to the R2 Digital Library" and "The best selection of constantly updated, Health Sciences focused, cross-referenced eContent. Featuring 3,000 titles from more than 50 publishers—and growing every day." A button below the banner says "Browse our content FREE for 24 hours". The main content area is divided into several sections: "Watch a quick demo of the R2 Digital Library in action", "Expand Your Library Beyond eBooks...The R2 Digital Library", "Recently added titles and publishers" (with a row of book covers), "Available titles", "Benefits of eContent and the R2 Digital Library", "Featured Title" (highlighting "Frequently Prescribed Medications" by Jones & Bartlett Learning), and "Featured Publisher" (highlighting Springer). At the bottom, there is a footer with copyright information and links to "About R2", "FAQs", and "User Guide".

The R2 Digital Library User Guide

Accessing the R2 Digital Library

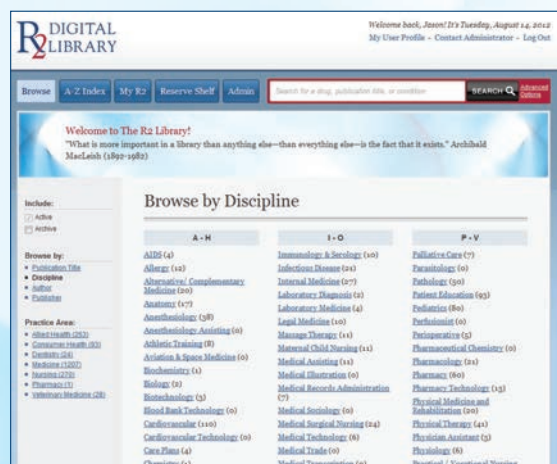
The R2 Digital Library can be accessed with any web-enabled device. Simply type www.R2Library.com into your browser. Depending on your institution's access method, you will either be automatically authenticated or have to enter your user name and password. If necessary, enter your user name and password on the public access page or any other page of the R2 Digital Library:



Once authenticated, you have access to all of the eBooks within your library's R2 Digital Library collection.

Browsing the R2 Digital Library

Your institution administrator will choose to display your library's R2 Digital Library eBook collection by title or by discipline.

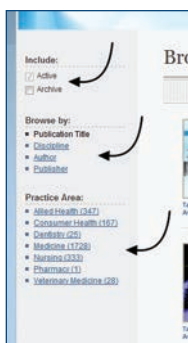


Title Display

- Titles are listed alphabetically
- Click on any title to access that eBook
- Used the jump bar to navigate through the title listings
- Use the sorts and filters along the left-hand navigation bar to refine your library's collection

Discipline Display

- Disciplines with eBooks within your library's collection are displayed
- Click on any discipline to display related eBooks
- Click on any title to access that eBook
- Use the sorts and filters along the left-hand navigation bar to refine your library's collection



A Closer Look at the Browse Tools

- Expand your search to include eBooks declared out of print by the publisher
- Browse by Title, Discipline, Author or Publisher
- Refine your library's eBook collection by Practice Area

The R2 Digital Library User Guide

Searching the R2 Digital Library

The R2 Digital Library features an omnipresent search tool that enhances discoverability. Use the quick search box to search for topics, diseases, drugs, authors and other keywords. Or, use the Advanced Search options to refine your search results.

Once you've entered your search term, the R2 Digital Library searches across your library's entire collection and returns results from multiple eBooks at the chapter and section level. Results are displayed based on relevancy, with eBooks featuring indexed terms appearing first.

- Search results are generated from your library's eBook collection
- Results are returned based on relevancy
- Cover image, bibliographic information and brief synopsis included with each search result
- Use the jump bar to move through search results
- Use the sorts and filters along the left-hand navigation bar to refine your search



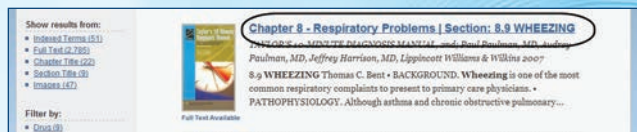
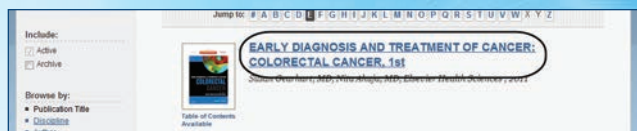
A Closer Look at the Search Tools

- Current search and refinements are tracked in the upper portion of the navigation bar
- Choose to display results from specific subject areas
- Show results from selected portions of eBooks
- Use the filters to limit by Practice Area, Publication Date and Discipline
- Search elsewhere to access primary source materials and gain full access based on your library's subscriptions

The R2 Digital Library User Guide

Accessing eBooks on the R2 Digital Library

- Click on any eBook title, chapter heading or section to access that eBook's content on the R2 Digital Library.

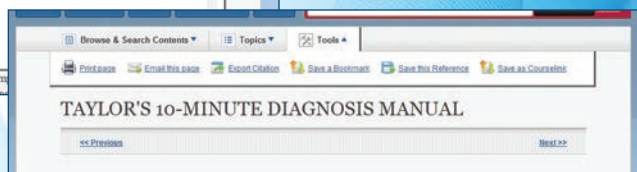
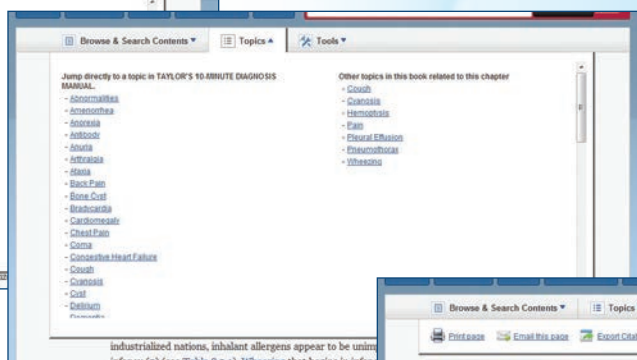
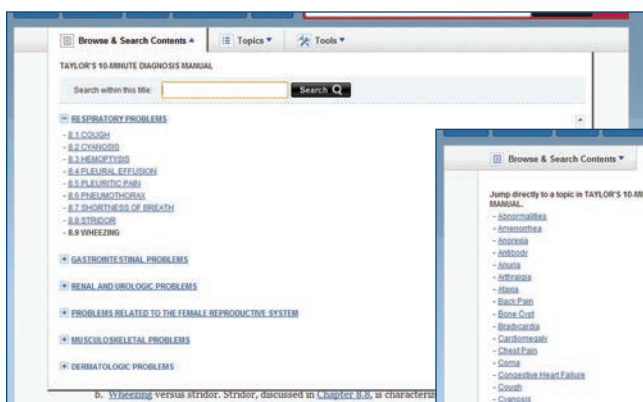
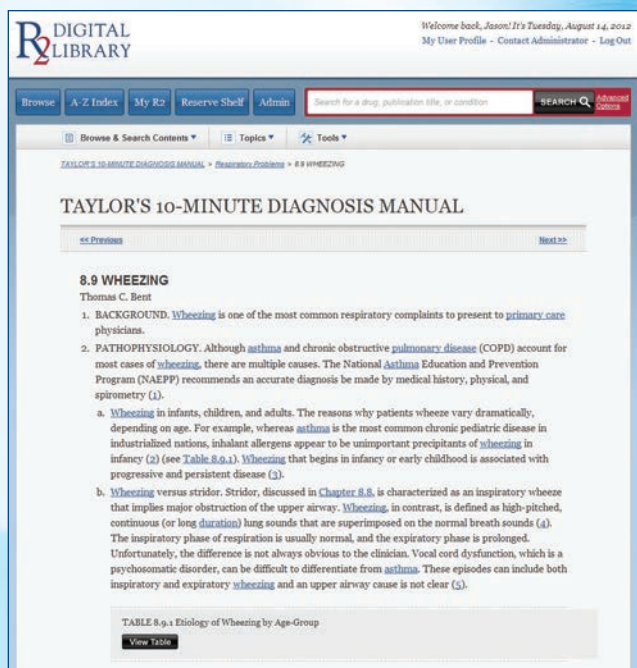


Optimizing the eBook Experience on the R2 Digital Library

Upon accessing an R2 Digital Library eBook, the reading pane will look like this:

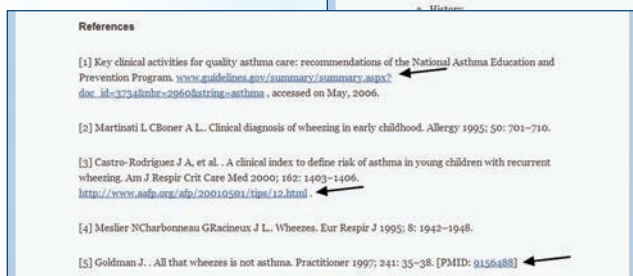
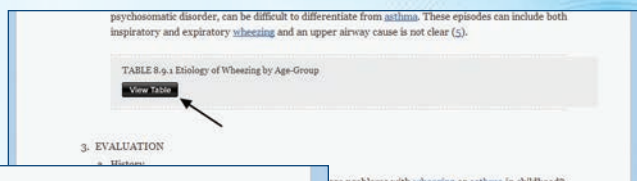
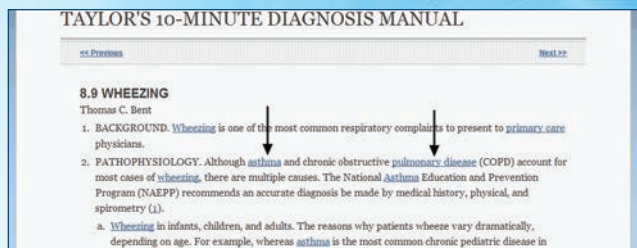
There are many things you can do within the reading pane, including:

- Browse and search an eBook using the Browse & Search Contents drop box
- View other topics within an eBook using the Topics dropdown
- Use the Tools dropdown to print, email, and save sections



The R2 Digital Library User Guide

- Click on any hyperlinked term to launch a new search across your library's eBook collection
- Click on any image or table to expand it in the reading pane (all images and tables are embedded into R2 Digital Library eBooks)
- View relevant references, including links where applicable



Images on the R2 Digital Library

The R2 Digital Library has one of the largest collections of medical images available anywhere on the internet. All images are embedded at the section and chapter level and integrated into eBooks for a seamless experience.

To search for images, simply type your search term in the Quick Search box and then choose the "Images" filter in the left hand navigation box. This will filter your search results to only display those with an associated image.

Once you are within a section, the image will be embedded within the section. You can expand or save any image on the R2 Digital Library.



The R2 Digital Library User Guide

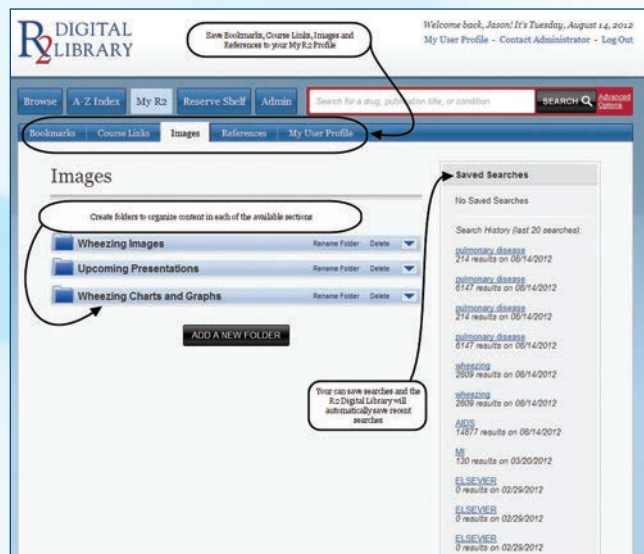


The R2 Digital Library A-Z Index

The R2 Digital Library features an A-Z index that includes drug names, diseases and topics. This index is dynamic and pulled directly from your library's R2 Digital Library eBook collection. This index can be filtered and sorted to enhance discoverability.

My R2

The My R2 area of the R2 Digital Library allows you to save images, sections, deep links and more for future use. Please note that to save from session to session, your library must enable user names and passwords so that you can create your unique profile over time. You may also use the My R2 area without a user name and password to save information over a single session.



© Rittenhouse Book Distributors, Inc.

THANK YOU FOR USING THE R2 DIGITAL LIBRARY

Your library is happy to make this powerful eBook application available to you.